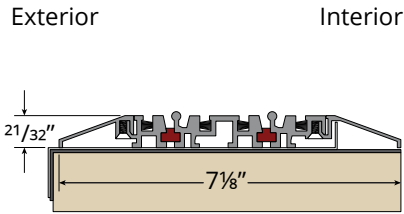
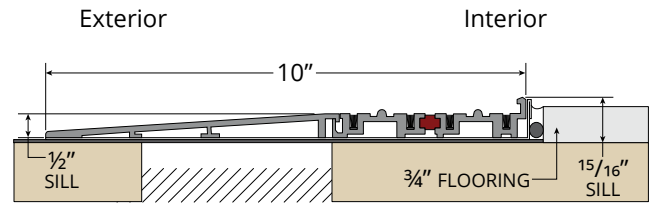


# SI8000 G2 Sliding Doors – Water Performance

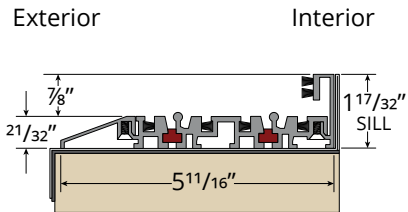
## THERMALLY IMPROVED



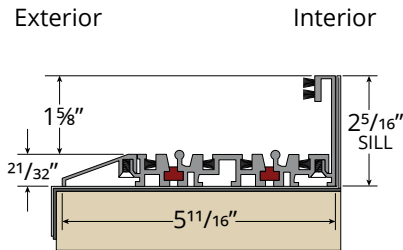
**G2 Sliding Thermal Sill — 5/8" Flat Sill With No Up Leg**  
Limited/no expected field water performance



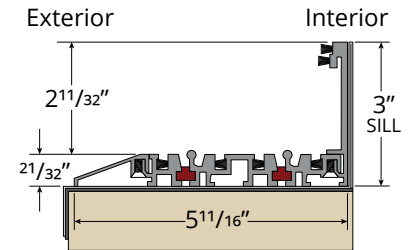
**G2 ADA Sill with Interior Flooring**  
1-1.5PSF expected field water performance  
ADA Compliant\*



**G2 Sliding Thermal Sill — 1 17/32" Up Leg**  
4.5PSF expected field water performance



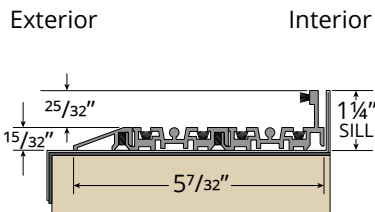
**G2 Sliding Thermal Sill — 2 5/16" Up Leg**  
8.4PSF expected field water performance



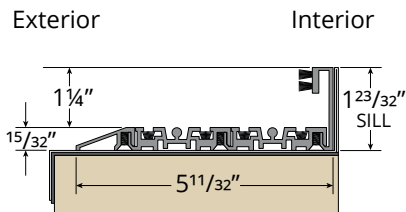
**G2 Sliding Thermal Sill — 3" Up Leg**  
12PSF expected field water performance

\* Custom order; subject to availability. Only available in Class 1 Clear Anodized finish.

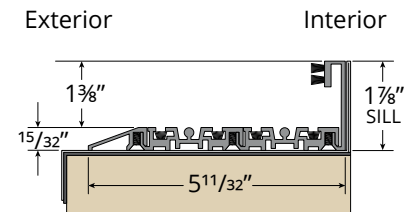
## NON-THERMAL



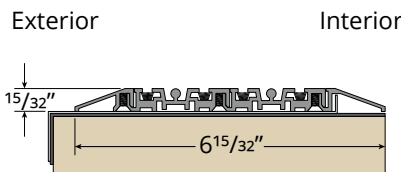
**G2 Sliding Non-Thermal Sill — 1 1/4" Integrated Up Leg**  
4.0PSF expected field water performance  
Hurricane certified



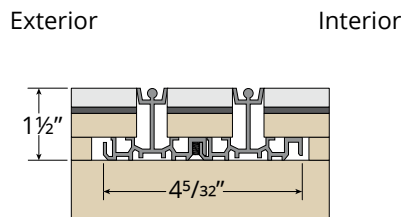
**G2 Sliding Non-Thermal Sill — 1 23/32" Up Leg**  
6.5PSF expected field water performance  
Hurricane certified



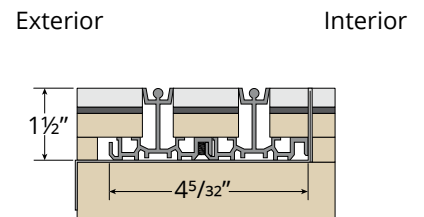
**G2 Sliding Non-Thermal Sill — 1 7/8" Up Leg**  
7.1PSF expected field water performance  
Hurricane certified



**G2 Sliding Non-Thermal Sill — 1/2" Flat Sill With No Up Leg**  
Limited/no expected field water performance  
ADA compliant



**G2 Sliding Non-Thermal Tile Sill**  
Limited/no expected field water performance  
Interior applications only  
ADA compliant



**G2 Sliding Non-Thermal Tile Sill**  
5.2PSF expected field water performance  
Sill pan required  
ADA compliant

Please note: only standard sill and up leg options are shown. Other variations are available upon request.