

























Available with a Mahogany interior.
Available with a Glu-lam interior.

8CON	No. of Bays	Frame Length	8CON	No. of Bays	Frame Length	8CON	No. of Bays	Frame Length
6 15/16 to 12 Pitch (30°)	Bays	Length	6 15/16 to 12 Pitch (30°)	Bays	Length	6 15/16 to 12 Pitch (30°)	Bays	Length
8CON6BW	NOSE	3'-4 7/8"	8CON13BW	NOSE	6'-7 1/4"	8CON19BW	NOSE	9'-9 5/8"
 4 1/2" System  33" High Base Wall 6'-7 3/4" WIDE LENGTH OF FLATS: 1'-3 9/16" 5'-1" E.H. 7'-0 1/32" R.H.	1	6'-6 7/8"	 4 1/2" System  33" High Base Wall 13'-0 1/2" WIDE LENGTH OF FLATS: 2'-6 17/32" 5'-1" E.H. 8'-10 3/16" R.H.	1	9'-9 1/4"	 7" System  33" High Base Wall 19'-5 1/4" WIDE LENGTH OF FLATS: 3'-9 1/2" 5'-1" E.H. 10'-8 11/32" R.H.	1	12'-11 5/8"
	2	9'-8 7/8"		2	12'-11 1/4"		2	16'-1 5/8"
	3	12'-10 7/8"		3	16'-1 1/4"		3	19'-3 5/8"
	4	16'-0 7/8"		4	19'-3 1/4"		4	22'-5 5/8"
	5	19'-2 7/8"		5	22'-5 1/4"		5	25'-7 5/8"
	AB	3'-2"		AB	3'-2"		AB	3'-2"
	AN	3'-2 7/8"		AN	6'-5 1/4"		AN	9'-7 5/8"
8CON6GG	NOSE	3'-4 7/8"	8CON13GG	NOSE	6'-7 1/4"	8CON19GG	NOSE	9'-9 5/8"
 4 1/2" System  33" High Base Wall 6'-7 3/4" WIDE LENGTH OF FLATS: 1'-3 9/16" 7'-10" E.H. 9'-9 1/32" R.H.	1	6'-6 7/8"	 4 1/2" System  33" High Base Wall 13'-0 1/2" WIDE LENGTH OF FLATS: 2'-6 17/32" 7'-10" E.H. 11'-7 3/16" R.H.	1	9'-9 1/4"	 7" System  33" High Base Wall 19'-5 1/4" WIDE LENGTH OF FLATS: 3'-9 1/2" 7'-10" E.H. 13'-5 11/32" R.H.	1	12'-11 5/8"
	2	9'-8 7/8"		2	12'-11 1/4"		2	16'-1 5/8"
	3	12'-10 7/8"		3	16'-1 1/4"		3	19'-3 5/8"
	4	16'-0 7/8"		4	19'-3 1/4"		4	22'-5 5/8"
	5	19'-2 7/8"		5	22'-5 1/4"		5	25'-7 5/8"
	AB	3'-2"		AB	3'-2"		AB	3'-2"
	AN	3'-2 7/8"		AN	6'-5 1/4"		AN	9'-7 5/8"
8CON9BW	NOSE	5'-0 1/16"	8CON16BW	NOSE	8'-2 7/16"	8CON22BW	NOSE	11'-4 13/16"
 4 1/2" System  33" High Base Wall 9'-10 1/8" WIDE LENGTH OF FLATS: 1'-11 3/64" 5'-1" E.H. 7'-11 3/32" R.H.	1	8'-2 1/16"	 7" System  33" High Base Wall 16'-2 7/8" WIDE LENGTH OF FLATS: 3'-2 1/64" 5'-1" E.H. 9'-9 1/4" R.H.	1	11'-4 7/16"	 7" System  33" High Base Wall 22'-7 5/8" WIDE LENGTH OF FLATS: 4'-4 63/64" 5'-1" E.H. 11'-7 13/32" R.H.	1	14'-6 13/16"
	2	11'-4 1/16"		2	14'-6 7/16"		2	17'-8 13/16"
	3	14'-6 1/16"		3	17'-8 7/16"		3	20'-10 13/16"
	4	17'-8 1/16"		4	20'-10 7/16"		4	24'-0 13/16"
	5	20'-10 1/16"		5	24'-0 7/16"		5	27'-2 13/16"
	AB	3'-2"		AB	3'-2"		AB	3'-2"
	AN	4'-10 1/16"		AN	8'-0 7/16"		AN	11'-2 13/16"
8CON9GG	NOSE	5'-0 1/16"	8CON16GG	NOSE	8'-2 7/16"	8CON22GG	NOSE	11'-4 13/16"
 4 1/2" System  33" High Base Wall 9'-10 1/8" WIDE LENGTH OF FLATS: 1'-11 3/64" 7'-10" E.H. 10'-8 3/32" R.H.	1	8'-2 1/16"	 7" System  33" High Base Wall 16'-2 7/8" WIDE LENGTH OF FLATS: 3'-2 1/64" 7'-10" E.H. 12'-6 1/4" R.H.	1	11'-4 7/16"	 7" System  33" High Base Wall 22'-7 5/8" WIDE LENGTH OF FLATS: 4'-4 63/64" 7'-10" E.H. 14'-4 13/32" R.H.	1	14'-6 13/16"
	2	11'-4 1/16"		2	14'-6 7/16"		2	17'-8 13/16"
	3	14'-6 1/16"		3	17'-8 7/16"		3	20'-10 13/16"
	4	17'-8 1/16"		4	20'-10 7/16"		4	24'-0 13/16"
	5	20'-10 1/16"		5	24'-0 7/16"		5	27'-2 13/16"
	AB	3'-2"		AB	3'-2"		AB	3'-2"
	AN	4'-10 1/16"		AN	8'-0 7/16"		AN	11'-2 13/16"

Sunroom Accessories

Doors	Windows	Ridge Vents - 30 1/2" O.C.	Ridge Vents - 38" O.C.
3'-0 x 6'-8 Hinged Door	Awning Window (28 1/2" x 18")	1 Bay manual ridge vent	1 Bay manual ridge vent
5'-0 x 6'-8 French Door	Awning Window (36" x 18")	2 Bay manual ridge vent	2 Bay manual ridge vent
6'-0 x 6'-8 French Door	Awning Window (28 1/2" x 36")	3 Bay manual ridge vent	3 Bay manual ridge vent
Door Headers	Awning Window (36" x 36")	4 Bay manual ridge vent	4 Bay manual ridge vent
2 Bay door header (for 5'-0 and 6'-0 Doors)	Awning Window (28 1/2" x 53 1/2")	5 Bay manual ridge vent	5 Bay manual ridge vent
	Awning Window (36" x 53 1/2")	6 Bay manual ridge vent	6 Bay manual ridge vent
	Casement Window (28 1/2" x 53 1/2")	Motorize 1 or 2 bay Ridge Vent	Motorize 1 or 2 bay Ridge Vent
	Casement Window (36" x 53 1/2")	Motorize 3 + bay Ridge Vent	Motorize 3 + bay Ridge Vent
Note: All Accessories are priced frame only and do not include glass, if purchased separately.			
Note: See other accessories & sizes in rear of this pricing guide.			