

SLIDING GLASS DOOR SYSTEMS



SOLARINNOVATIONS®
ARCHITECTURAL GLAZING SYSTEMS

Effortlessly expand your living space to the outdoors

Sliding Glass Door Systems allow for expansive views and create easy access to the outdoors or transitions between two interior spaces. Motorization options, pocketing possibilities, countless configurations, and gigantic panel sizes make our Sliding Glass Doors a flexible design element that complements any space. For completely unobstructed views, pockets can be designed into the system, that allow the doors to be tucked away within the wall cavity while fully opened. Pet and insect screen systems can be integrated into the design to keep insects where they belong — outside!

FEATURES

PANELS

- Motorized panels and screens possible with wireless remote, keypad, motion sensor, or infrared sensor controls available
- LEED friendly system including recycled content
- Designed and manufactured in the U.S.A.

PERFORMANCE:

- Weather-tight jamb interlock provides outstanding air and water performance

GLAZING:

- Designed to accommodate almost any glazing infill including glass and solid-panel infills from ¼" to 1¾"

HARDWARE

- Custom manufactured operable hardware
- Multiple hardware styles and finishes
- Multiple sill designs, including high performance sill
- Polymer and stainless steel rollers with precision bearings
 - 3" rollers for minimum panel width of 32"
 - 1¹³/₁₆" rollers for minimum panel width of 22"
- Smaller panels may be available upon engineering approval

FINISHES:

- Standard AAMA 2603 paint finishes: Black, White, Sandstone, Natural Clay, Bronze and Hartford Green
- AAMA 611 Class I anodized finishes: Clear, Dark Bronze
- Standard AAMA 2605 powder coat finishes: Black, White, Sandstone, Natural Clay, Bronze and Hartford Green
- Premium AAMA powder coat finishes
- Custom finishes:
 - Fluoropolymer (50% or 70%): AAMA 2605
 - Faux wood (Decoral)

OPTIONS:

- Matching fixed sidelites
- Transoms possible on a project-by-project basis
- True-radius and segmented-radius options available
- Screen options: folding, sliding, retractable
- Mullions, decorative muntins, simulated divided lites (SDLs), interior & exterior grids
- No post 90° corners possible
- Pocketing options: single or double sided
- Factory installed sill drain tubes, if required

HARDWARE

Handles

STANDARD

Ergonomic



PULLS

GeoMetek



BandWidth



POCKET DOOR


Edge Pull



Pocket Doors Only Available in Clear and Dark Bronze Anodized Finish

STANDARD RECESSED

Recessed Flush Lock



COASTAL RECESSED

Recessed Thumb Turn



Rollers



1 13/16" Stainless Steel Wheels Roller WITH STAINLESS STEEL PRECISION BEARINGS G2 ONLY



3" Polymer Wheels Roller WITH STAINLESS STEEL PRECISION BEARINGS



3" Stainless Steel Wheels Roller WITH STAINLESS STEEL PRECISION BEARINGS

*Additional charges will apply.

Please Note: All hardware is subject to vendor availability. Custom finishes may be available upon request at additional lead time and/or cost. Solar Innovations® reserves the right to discontinue any hardware option at any time. Please be sure to visit our website for additional product information: www.solarinnovations.com

FINISH OPTIONS

Paint AAMA 2603 (5 year warranty). Finishes available while in stock.



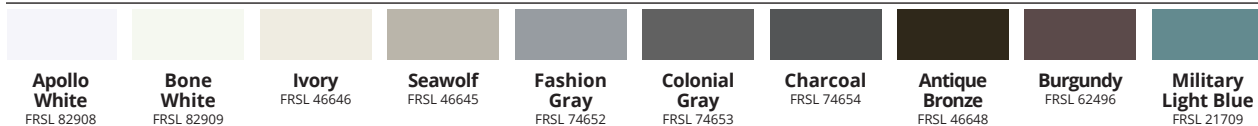
Anodized Additional cost



Powder Coat Solids STANDARD - AAMA 2605 (10 year; up to 20 year warranty). Scratch & fade resistant; contains no VOCs.*



Powder Coat Solids PREMIUM - AAMA 2605 (10 year; up to 20 year warranty). Scratch & fade resistant; contains no VOCs.*



Metal Clad STANDARD*



Visit <https://www.ifsc coatings.com/content/assets/Uploads/brochures/IFS-Architectural-Digital-Color-Card.pdf> for additional metallic and anodic finishes.

Decoral Finishes (Powder Coat)*

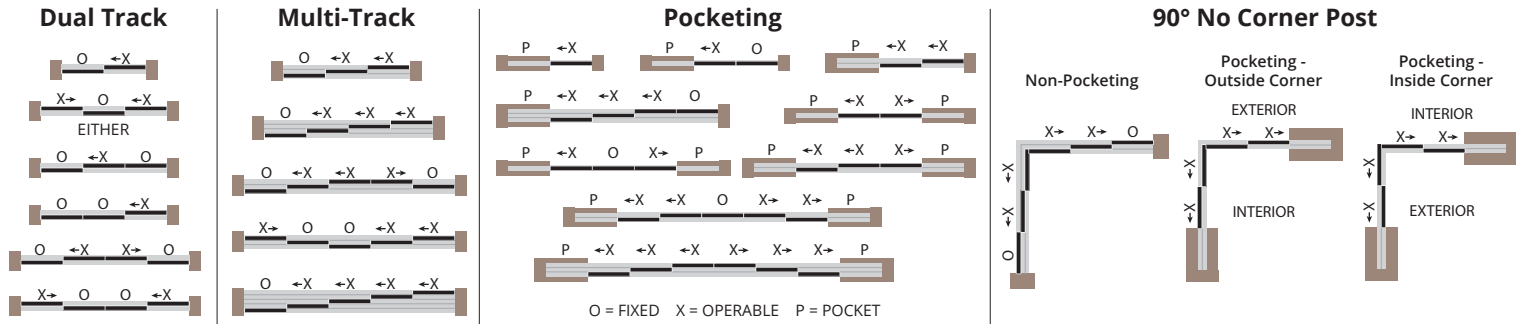


*Lead times subject to availability.


Note: Depending upon color selection, additional charges and increased lead times may apply. Extended warranties and service plans are available for an additional charge. Examples are shown as accurate as photography and printing processes allow. Final finish selection should be made from a physical sample; contact Solar Innovations® for samples. Product and finish options are subject to vendor availability. Solar Innovations® reserves the right to discontinue any option at any time without notice. Additional options, including custom color match, are available; contact Solar Innovations® for details.

CONFIGURATION EXAMPLES

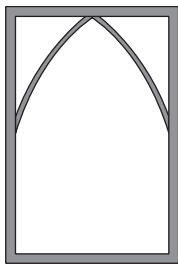
Additional configurations are available.




GRID OPTIONS




Arched Grid




Gothic Grid




Double Gothic Grid



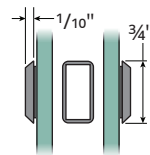
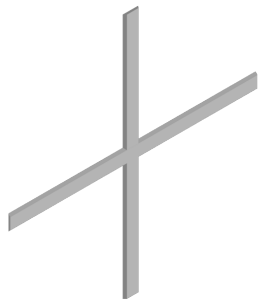
Traditional Grid



Cross Grid



English Grid



Thin Low Profile with SDL



To find out more about the features and options of our Sliding Glass Doors, visit our website at solarinnovations.com/our-products/aluminum-doors/sliding-glass-doors/ or contact one of our sales designers at 800 618 0669.



GLASS SPECIFICATIONS

	Overall Unit Thickness	U-Value	R-Value	Solar Heat Gain Coefficient	Visible Light Transmission	Reflectance Out	Reflectance In	UV Transmittance
MONOLITHIC								
Clear	¼"	1.02	0.91	0.82	88%	8%	8%	62%
DOUBLE GLAZED Outside Lite/Inside Lite								
Clear/Clear	1"	0.46	2.17	0.78	82%	15%	15%	58%
180/Clear	1"	0.26	3.85	0.64	79%	15%	15%	29%
272/Clear	1"	0.25	4.00	0.41	72%	11%	12%	16%
366/Clear	1"	0.24	4.17	0.27	65%	11%	12%	5%
340/Clear	1"	0.25	4.00	0.18	39%	11%	13%	2%
180/i89	1"	0.21	4.76	0.62	77%	15%	14%	27%
272/i89	1"	0.20	5.00	0.41	70%	11%	11%	16%
366/i89	1"	0.20	5.00	0.27	63%	11%	11%	5%
340/i89	1"	0.20	5.00	0.17	38%	11%	12%	2%
Gray/Clear	1"	0.45	2.22	0.60	57%	9%	13%	32%
Gray/180	1"	0.26	3.85	0.49	53%	9%	14%	17%
Gray/272	1"	0.25	4.00	0.38	50%	8%	9%	10%
Bronze/Clear	1"	0.45	2.22	0.62	61%	10%	13%	31%
Bronze/180	1"	0.26	3.85	0.61	59%	10%	14%	17%
Bronze/272	1"	0.25	4.00	0.39	54%	8%	10%	10%
SolarBan 60/Clear	1"	0.24	-	0.39	70%	11%	12%	20%
SolarBan 70/Clear	1"	0.24	-	0.27	64%	14%	13%	6%
SolarBan 90/Clear	1"	0.24	-	0.23	51%	12%	19%	8%
TRIPLE GLAZED Outside Lite/Middle Lite/Inside Lite								
180/Clear/180	1½"	0.15	6.67	0.56	70%	20%	20%	13%
272/Clear/180	1½"	0.15	6.67	0.37	63%	15%	18%	8%
366/Clear/180	1½"	0.15	6.67	0.25	57%	14%	18%	2%
340/Clear/180	1½"	0.15	6.67	0.16	34%	13%	19%	1%

G2 SLIDING GLASS DOORS



G2 System

The G2 Multi-Track Sliding Glass Door System is ideal for any commercial or residential entryway. For exterior applications, the frame can incorporate thermal breaks, that greatly reduce the heat and cold transfer from the exterior to the interior. For ease of use, our system can be motorized and even be controlled by a smart phone.

G2 Impact System

For coastal applications, our systems can be designed with high-performance sills, hurricane hook rails and/or laminated glazing that will protect your home in extreme conditions. Impact and Non-Impact sliding doors will utilize a non-thermal perimeter frame.

G2 STC Rated System

The G2 STC-rated Multi-Track Sliding Glass Door System is ideal for any application that has Sound Transmission Class (STC) requirements. Though acoustic values are typically specific to the glazing selection, the construction of the frame can greatly influence the acoustical performance. The G2 STC-rated system combines enhanced acoustical performance, superior thermal performance, and outstanding functionality.

PLEASE NOTE: Any variation in configuration, sill, or size from tested standards will need to be tested to confirm STC rating.

Florida Impact Performance Test #110-10818-2

Panel Size	# of Panels	Design Pressure	Certification	Air at 1.57psf	Water	Glass Selection
60.5"W x 96"H	Unlimited	±65psf	FL 16028.2	0.14 CFM/FT ²	12.0psf* (Based on water column)	Monolithic 7/16" HS (3/16" over 3/16" .090 SGP Inner Layer) 1 1/16" IGU (3/16" Tempered over 7/16" Annealed Laminated (.090 SGP)

* Testing and performance results may vary depending upon sill, size, and hardware selections. Please be sure to visit our website or contact your Solar Innovations® representative for additional product information.

G2 STC Rated System Acoustical Testing

Test Report	Glazing Thickness	Glazing Makeup	STC	OITC
F3159.01	1"	¼" Tempered Exterior, ½" Air Space, ¼" Annealed Laminated Interior	33	29

Panels

- Minimum panel size: 22" wide; smaller panels may be available upon engineering approval
- Maximum panel size up to 6' x 10'; larger panel options may be available depending on application
- Motorized panels available

Glazing

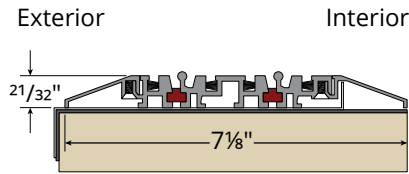
- Designed to accommodate almost any monolithic, insulated, laminated, decorative, polycarbonate, or solid panel infill from ¼" to 1 1/16"

Performance

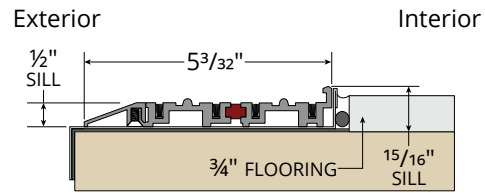
- Water performance up to 12psf, depending on sill choice, configuration, and water column
- Higher design pressure ratings available with engineering approval
- Test results available upon request

Sill Options

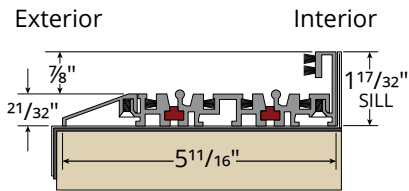
THERMALLY IMPROVED



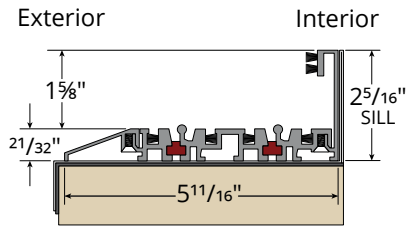
G2 Sliding Thermal Sill — 5/8" Flat Sill With No Up Leg
 Limited/no expected field water performance
 Polymer or stainless steel rollers



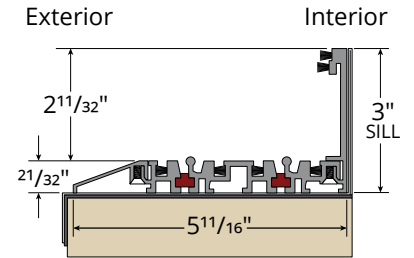
G2 ADA Sill with Interior Flooring
 1-1.5PSF expected field water performance
 ADA Compliant*
 Polymer rollers only



G2 Sliding Thermal Sill — 1 17/32" Up Leg
 4.5PSF expected field water performance
 Polymer or stainless steel rollers

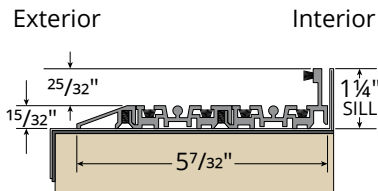


G2 Sliding Thermal Sill — 2 5/16" Up Leg
 8.4PSF expected field water performance
 Polymer or stainless steel rollers

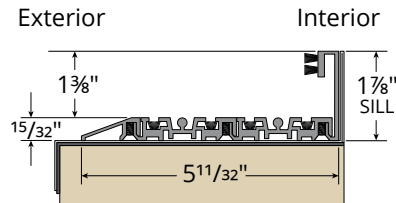


G2 Sliding Thermal Sill — 3" Up Leg
 12PSF expected field water performance
 Polymer or stainless steel rollers

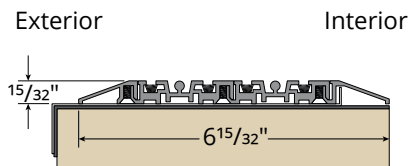
NON-THERMAL



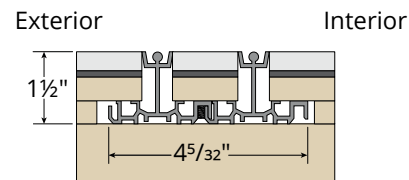
G2 Sliding Non-Thermal Sill — 1 1/4" Integrated Up Leg**
 4.0PSF expected field water performance
 Polymer or stainless steel rollers



G2 Sliding Non-Thermal Sill — 1 7/8" Up Leg**
 7.1PSF expected field water performance
 Polymer or stainless steel rollers



G2 Sliding Non-Thermal Sill — 1/2" Flat Sill With No Up Leg
 Limited/no expected field water performance
 ADA compliant
 Polymer or stainless steel rollers



G2 Sliding Non-Thermal Tile Sill
 Limited/no expected field water performance
 Interior applications only
 ADA compliant
 Polymer rollers only

*Custom Order: Subject to availability. Only available in Class 1 Clear Anodized finish.

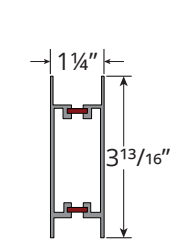
**Hurricane Certified

Please note: Only standard sill and up leg options are shown. Other variations are available upon request. Polymer rollers must be used for interior applications.

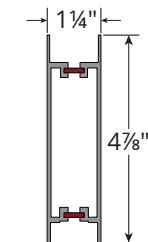


Vertical & Horizontal Rail Options

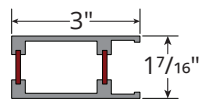
THERMALLY IMPROVED



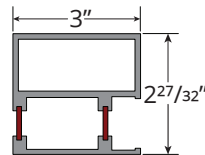
Medium Bottom Rail



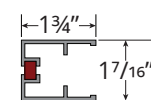
Large Bottom Rail



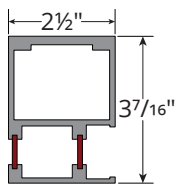
Handle Rail



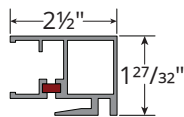
High Wind Handle Rail



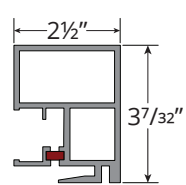
Flush Rail



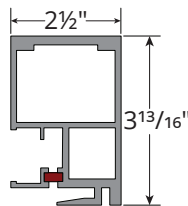
Hurricane Flush Rail



Hook Rail



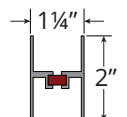
High Wind Hook Rail



Hurricane Hook Rail

Mullions

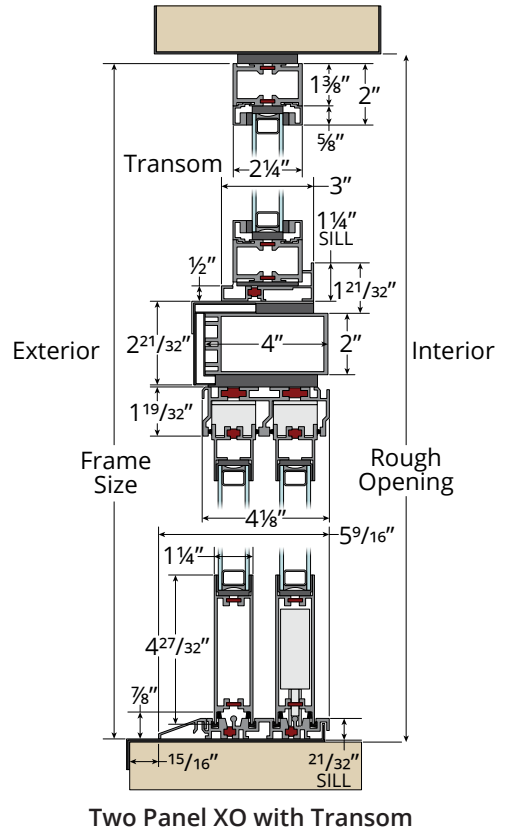
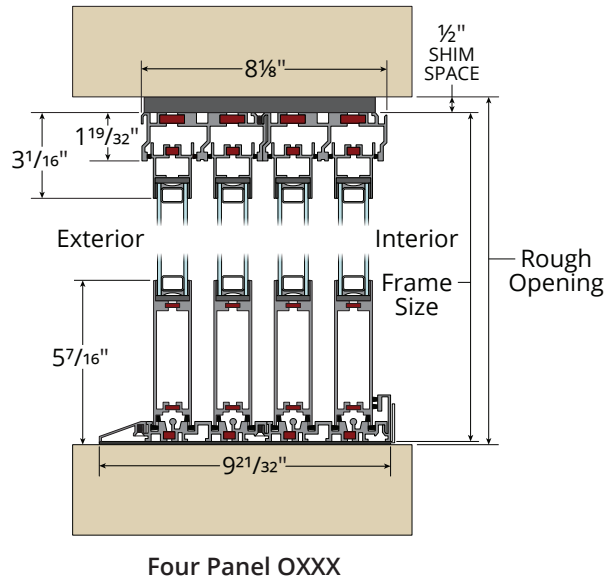
(True Divided Lites)



Thermally Improved Mullion*

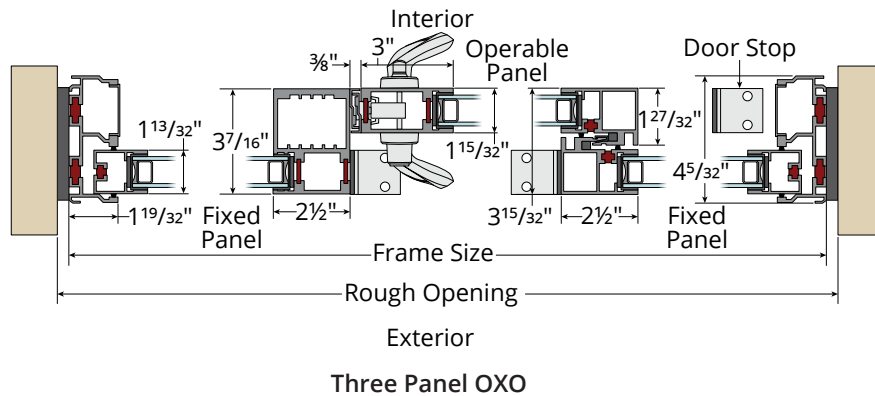
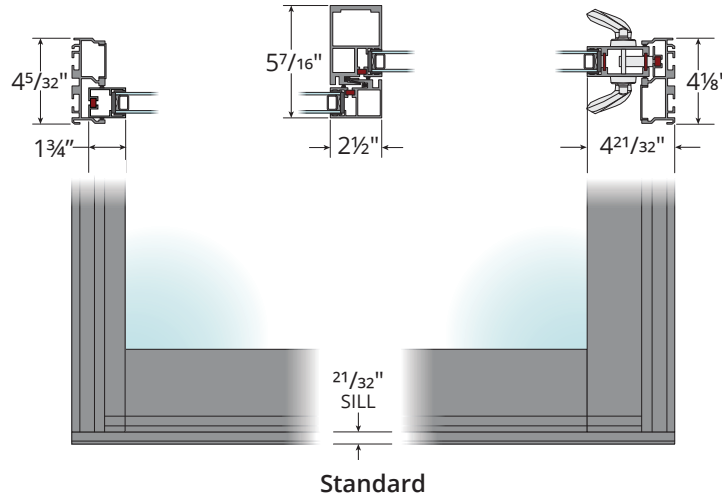
* Available upon request.

Head & Sill Detail



Note: Sliding Doors with a header by Solar Innovations are available on a project-by-project basis.

Jamb & Elevation Details



G3 SLIDING GLASS DOORS



G3 System

The G3 Multi-Track Sliding Glass Door System features all of the characteristics of our G2 system, but incorporates a stronger frame, which allows for a thicker glazing infill. This system also allows for higher wind loads and greater deflection, making for a stronger frame than its G2 counterpart.

G3 Impact System

For coastal applications, our systems can be designed with high-performance sills or hurricane hook rails and/or laminated glazing that will protect your home in extreme conditions.

G3 STCRated System

The G3 STC-rated Multi-Track Sliding Glass Door System is ideal for any application that has Sound Transmission Class (STC) requirements. Though acoustic values are typically specific to the glazing selection, the construction of the frame can greatly influence the acoustical performance. The G3 STC-rated system combines enhanced acoustical performance, superior thermal performance, and outstanding functionality.

PLEASE NOTE: Any variation in configuration, sill, or size from tested standards will need to be tested to confirm STC rating.

G3 System Air & Structure Impact Testing

Panel Size	Glazing	Air Infiltration at 1.57psf (25 MPH)	Water Penetration	Design Pressure	Uniform Load Structural Test	Overload	Impact & Cycling
60"W x 115"H	1¼" IGU (¾" Tempered Over 7/16" HS .090 SPG Inner Layer)	0.10 CFM/FT²	7.5psf (HP Sill) 10.5psf (Extra HP Sill)	+50/-70psf (HP Sill) ±70psf (Extra HP Sill)	±70psf	±105psf	±70psf

G3 STC Rated System Acoustical Testing

Test Report	Glazing Thickness	Glazing Makeup	STC	OITC
C2184.01-113-11	1¾"	¼" Laminated Over ¾" Air Space Over ¾" Laminated	42	36
E3296.01	1¼"	¼" Annealed Laminated Over ¾" Annealed Laminated	38	30

* Testing and performance results may vary depending upon sill, size, and hardware selections. Please be sure to visit our website or contact your Solar Innovations® representative for additional product information.

Panels

- Minimum panel width: 32"; smaller panels may be available upon engineering approval
- Panel size up to 6' x 15'; larger panel options may be available depending on application
- Motorized panels available

Glazing

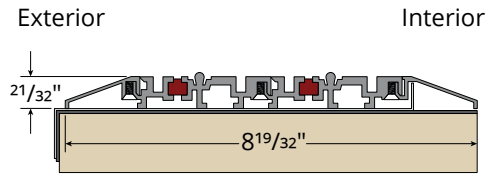
- Designed to accommodate almost any insulated, laminated, decorative, polycarbonate, or solid panel infill from 1¼" to 1¾"

Performance

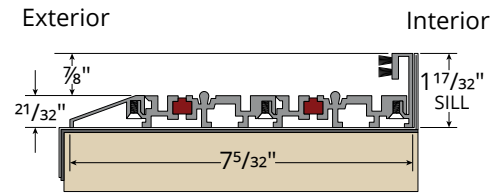
- Water performance up to 12psf, depending on sill choice and configuration
- Structural tested up to a design pressure of 100psf
- Higher water and structural performance available with engineering approval

Sill Options

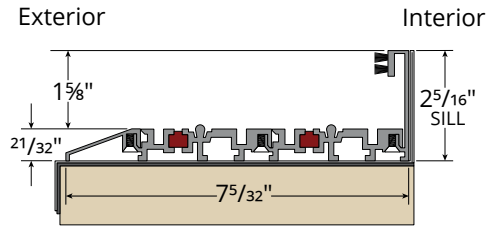
THERMALLY IMPROVED



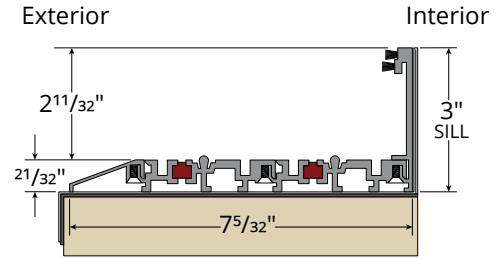
G3 Sliding Thermal Sill — 5/8" Flat Sill With No Up Leg
 Limited/no expected field water performance
 Polymer rollers**



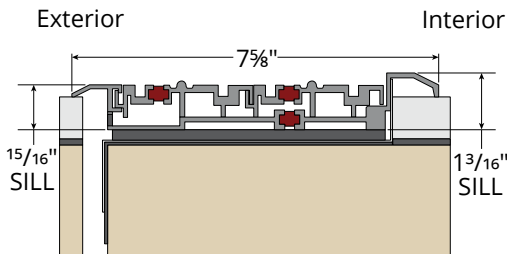
G3 Sliding Thermal Sill — 1 17/32" Up Leg
 4.5PSF expected field water performance
 Polymer rollers**



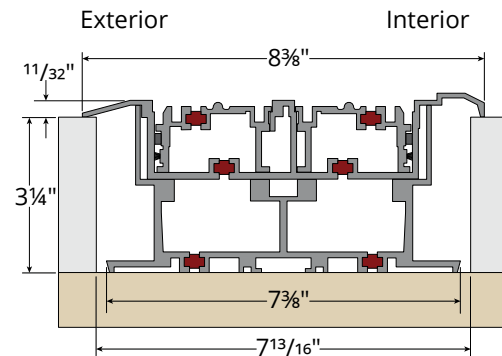
G3 Sliding Thermal Sill — 2 5/16" Up Leg*
 8.4PSF expected field water performance
 Polymer rollers**



G3 Sliding Thermal Sill — 3" Up Leg*
 12PSF expected field water performance
 Polymer rollers**



G3 Sliding ADA Sub Sill
 3-4PSF expected field water performance
 Can use exterior weep flaps or drain tubes
 ADA compliant
 Polymer rollers only



ADA Tank Sill
 12PSF expected field water performance
 Can use exterior weep flaps or drain tubes
 ADA compliant
 Polymer rollers only

*Hurricane Certified

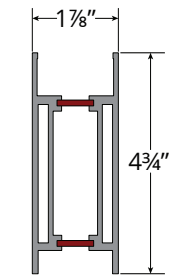
** Stainless steel rollers available upon Engineering approval.

Please note: only standard sill and up leg options are shown. Other variations are available upon request.

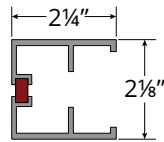


Vertical & Horizontal Rail Options

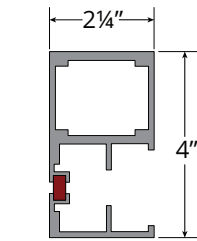
THERMALLY IMPROVED



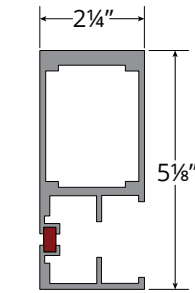
Bottom Rail



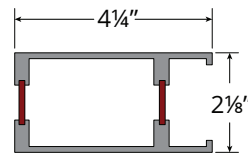
Flush Rail



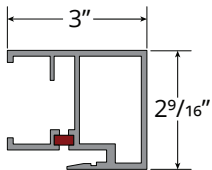
Hurricane Flush Rail



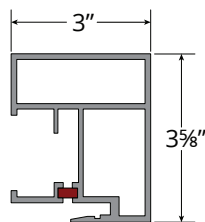
Extra Heavy Hurricane Flush Rail



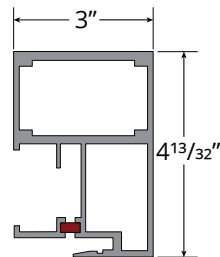
Handle Rail



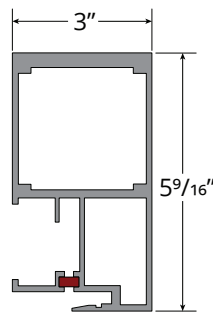
Hook Rail



High Wind Hook Rail



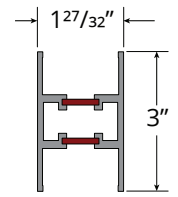
Hurricane Hook Rail



Extra Heavy Hurricane Hook Rail

Mullions

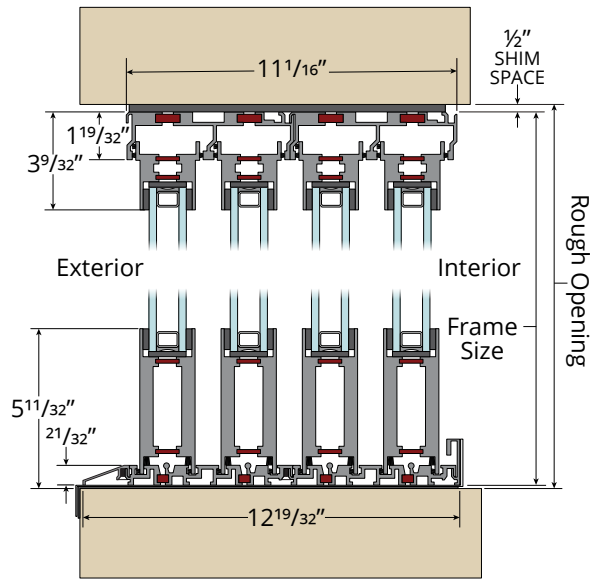
(True Divided Lites)



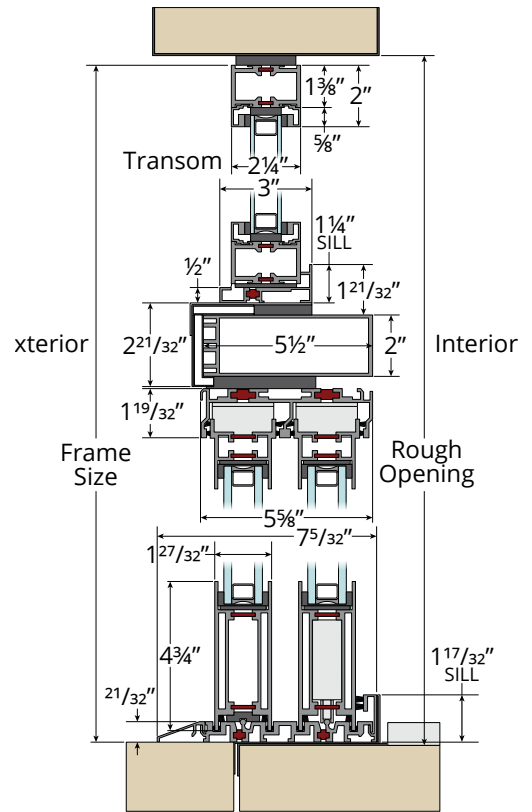
Horizontal Mullion

Please note: All G3 mullions include thermal break, regardless of the system

Head & Sill Detail



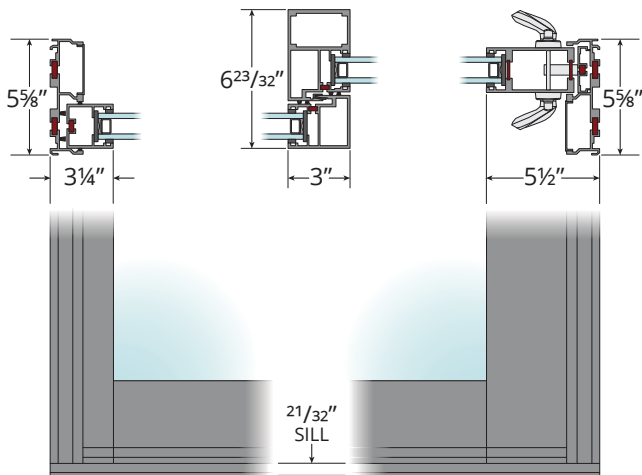
Four Panel OXXX



Two Panel XO with Transom

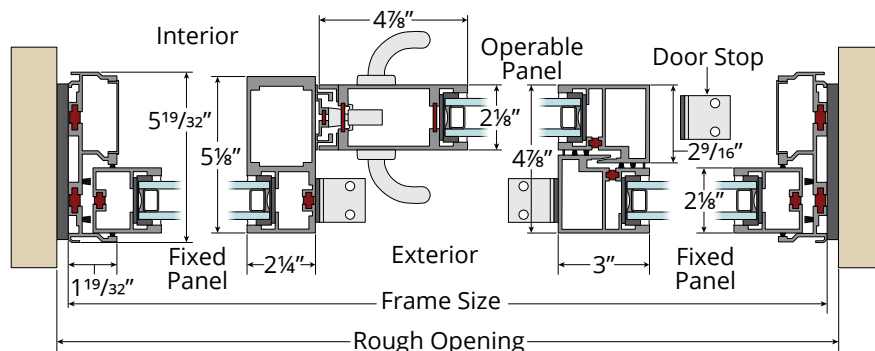
Note: Sliding Doors with a header by Solar Innovations are available on a project-by-project basis.

Jamb & Elevation Details



Two Panel OX

High Deflection



Three Panel OXO