

WOOD SWING DOOR SYSTEMS



Frame the Outdoors with the Warmth of Wood.

While swing doors, also known as terrace doors, may be the most common door type, they should not be underestimated for the value they can make to your home or business. As a secure and low-maintenance solution, these hinged door systems are available in single or French door configurations. These doors can be customized a multitude of ways; from wood species, hardware options, closers, transoms, sidelites, and glazing types, including privacy glass. With panel sizes up to 3 ft. by 10 ft., these doors can make a dramatic statement in the front or back of the house or business. By choosing Solar Innovations®, you can feel confident that these doors will stand the test of time.

FEATURES

OPERATION:

- Terrace or French doors
- Inswing or outswing

FRAMING:

- Wood glulam
- Frame widths: 3¹/₁₆"
- Frame depths: 3"
- Up to 3' x 10' panels and larger
- Standard, high performance and ADA compliant sills
- Matching sidelites and transoms
- LEED friendly system including recycled content

PERFORMANCE:

- Thermally enhanced sills utilizing thermal strut or thermal fill & debridge

GLAZING:

- Designed to accommodate almost any monolithic, insulated, laminated, decorative, polycarbonate, or solid panel infill from 3¹/₁₆" to 1¹/₂"

HARDWARE:

- Zero-maintenance semi-concealed corrosion-proof extruded aluminum hinge with stainless steel pin
- Panic hardware, door limiters & door closers
- Multiple hardware styles & finishes
- Multi-point locking hardware for added security


FINISHES:

- Scantling Wood Species:
 - Standard: Red Oak, White Ash, Hard Maple, White Oak
 - Premium: Douglas Fir, Cherry, Sepele Mahogany, Walnut
- Aluminum Cladding Finishes:
 - Standard AAMA 2603 paint finishes: Black, White, Sandstone, Natural Clay, Bronze and Hartford Green
 - AAMA 611 Class I anodized finishes: Clear, Dark Bronze
 - Standard AAMA 2605 powder coat finishes: Black, White, Sandstone, Natural Clay, Bronze and Hartford Green
 - Premium AAMA powder coat finishes
- Fluoropolymer (50% or 70%): AAMA 2605
- Dual finish — interior/exterior applications

OPTIONS:


- Framed and cartridge retractable screen options
- Decorative muntins, simulated divided lites (SDLs), interior and exterior grids

HARDWARE




A: Handles

SOLID BRASS — COASTAL APPLICATIONS*




Toronto
Standard

Finish Options: A Polished Brass, B Antique Brass, C Brushed Chrome*, D Polished Chrome*, E Oil Rubbed Brass, F White, G Matte Black, H Satin Nickel*, I Rustic Umber, J Dark Bronze Metallic




Atlanta

Finish Options: A Polished Brass, B Antique Brass, C Brushed Chrome*, D Polished Chrome*, E Oil Rubbed Brass, F White, G Matte Black, H Satin Nickel*, I Rustic Umber, J Dark Bronze Metallic




Dallas

Finish Options: A Polished Brass, B Antique Brass, C Brushed Chrome*, D Polished Chrome*, E Oil Rubbed Brass, F White, G Matte Black, H Satin Nickel*, I Rustic Umber, J Dark Bronze Metallic




München

Finish Options: A Polished Brass, B Antique Brass, C Brushed Chrome*, D Polished Chrome*, E Oil Rubbed Brass, F White, G Matte Black, H Satin Nickel*, I Rustic Umber, J Dark Bronze Metallic



Ródos

Finish Options: A Polished Brass, B Antique Brass, C Brushed Chrome*, D Polished Chrome*, E Oil Rubbed Brass, F White, G Matte Black, H Satin Nickel*, I Rustic Umber, J Dark Bronze Metallic



Verona

Finish Options: A Polished Brass, B Antique Brass, C Brushed Chrome*, D Polished Chrome*, E Oil Rubbed Brass, F White, G Matte Black, H Satin Nickel*, I Rustic Umber, J Dark Bronze Metallic

*Coastal applications are only available with select finish options.

ALUMINUM— INLAND APPLICATIONS



Frankfurt

Finish Options: Pure White, Pure Silver



London

Finish Options: Pure White, Pure Silver

ZAMAC/BRASS — INLAND APPLICATIONS (G2 ONLY)



Allegro

Finish Options: Satin Chrome, Polished Chrome*, Polished Brass, Antique Brass, Oil Rubbed Bronze, Dark Bronze PC



Torino

Finish Options: Satin Chrome, Polished Chrome*, Polished Brass, Antique Brass, Oil Rubbed Bronze, Dark Bronze PC, Black PC, White PC, Satin Nickel



Venice

Finish Options: Dark Bronze, Pewter

FOR "KEYED ALIKE" APPLICATIONS



AR2190

Finish Options: Bright Brass, Satin Brass, Dark Bronze, Bright Stainless, Satin Stainless

Additional handle styles, colors, and back plate options available upon request. Non-standard handle options may increase lead times and/or cost. All handles available with thumbturn interior lock with lever exterior, lever interior and exterior, and thumbturn interior lock with keyed exterior options.

B: Hinges



Semi-Concealed Hinge

- SI White
- SI Bronze
- Class I Clear Anodized
- Dark Bronze Anodized


c: Closers, Catches, & Limiters



D Series 7414 Door Closer



D Series TS93 Door Closer



C Series PR82 Door Closer



Door Limiter

Door Closer Finishes: Aluminum Painted, Bronze, Black

Commercial Panic Hardware Options



Square Exterior Entry Trim



Mortise Panic



Push/Pull



Push Only Wire Pulls

Passive Hardware Sets



Square Commercial



Toronto

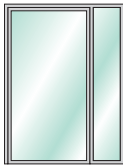
Please Note: All hardware is subject to vendor availability. Custom finishes may be available upon request at additional lead time and/or cost. Solar Innovations® reserves the right to discontinue any hardware option at any time. Please be sure to visit our website for additional product information: www.solarinnovations.com

CONFIGURATIONS


Additional configurations are available.



Single




Single with Sidelite




Single with Two Sidelites




Single with Transom




Single with Sidelite & Transom




Single with Two Sidelites & Transom




French



French with Sidelites



French with Transom

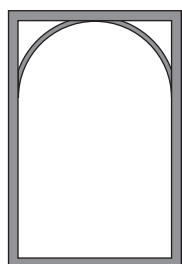


French with Sidelites and Transom

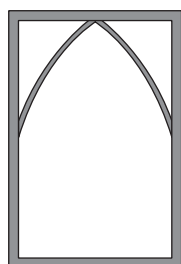
Note: Doors can be hinged, and single sidelites can be placed, on either the left or right side of door.




GRID OPTIONS



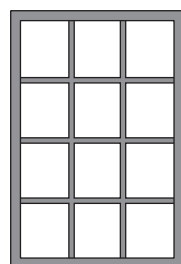
Arched Grid



Gothic Grid



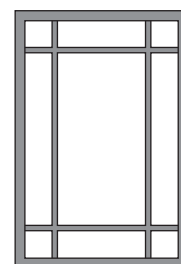
Double Gothic Grid



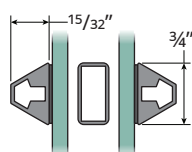


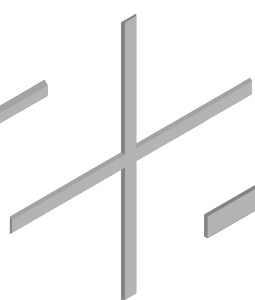
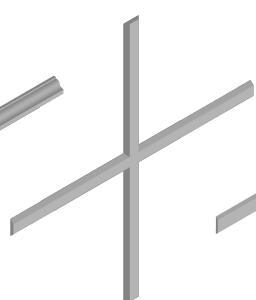
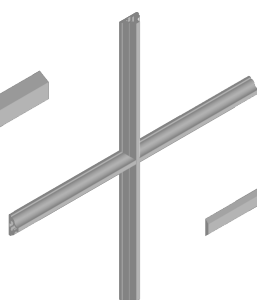

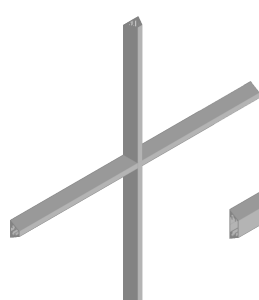
Traditional Grid



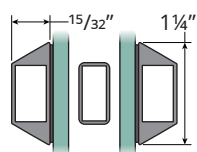
Cross Grid



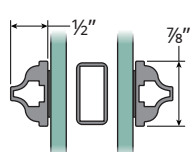
English Grid



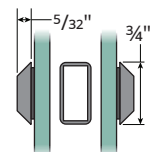
Traditional
with SDL



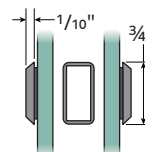
Wide
Traditional
with SDL



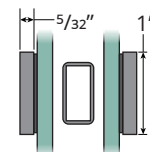
Ogee
with SDL



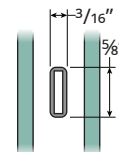
Low Profile
with SDL



Thin Low
Profile
with SDL



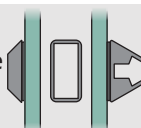
Simulated
Steel
with SDL



Interior
Muntin in
Insulated
Glass

Like-sized grids can be mixed and matched, for example:

Low Profile
Interior



Traditional
Exterior

FINISH OPTIONS

Paint AAMA 2603 (5 year warranty). Finishes available while in stock.

					
SI Black	SI White	SI Sandstone	SI Natural Clay	SI Bronze	SI Hartford Green











Anodized Additional cost

	
Class I Clear Anodized	Dark Bronze Anodized

Powder Coat Solids STANDARD - AAMA 2605 (10 year; up to 20 year warranty). Scratch & fade resistant; contains no VOCs.*



					
Black FRSL 11618	White FRSL 83247	Sandstone FRSL 46647	Natural Clay FRSL 47591	Bronze FRML 97138	Hartford Green FRSL 32872

Powder Coat Solids PREMIUM - AAMA 2605 (10 year; up to 20 year warranty). Scratch & fade resistant; contains no VOCs.*





									
Apollo White FRSL 82908	Bone White FRSL 82909	Ivory FRSL 46646	Seawolf FRSL 46645	Fashion Gray FRSL 74652	Colonial Gray FRSL 74653	Charcoal FRSL 74654	Antique Bronze FRSL 46648	Burgundy FRSL 62496	Military Light Blue FRSL 21709

Visit <https://www.ifscoatings.com/content/assets/Uploads/brochures/IFS-Architectural-Digital-Color-Card.pdf> for additional metallic and anodic finishes.









Metal Clad STANDARD* (EXTERIOR ONLY)

	
Copper	#4 Polished Stainless Steel

Metal Clad PREMIUM*

				
Rheinzink Bright Rolled**	Rheinzink Blue Gray**	Rheinzink Graphite Gray**	Brass	Bronze

Decoral Finishes (Powder Coat)*

	Aged Dark Oak		Aged Light Oak		American Douglas		American Maple		Cherry		Cherry w/Flame		Colony Maple		Dark Walnut
	European Cherry		Golden Oak		Knotty Pine		National Walnut		Oak		Oregon Douglas		Table Cherry		Teak

Wood Veneering (Unfinished) STANDARD*

			
Douglas Fir	White Oak	Walnut	Mahogany

Wood Veneering (Unfinished) PREMIUM*

		
White Pine	Pecan Pine	Cherry

Note: wood veneering is for interior applications only. Available on a limited basis due to vendor supply.

Wood/Glulam STANDARD*

			
Red Oak	White Ash	Hard Maple	White Oak

Wood/Glulam PREMIUM*

			
Douglas Fir	Cherry	Sapele Mahogany	Walnut

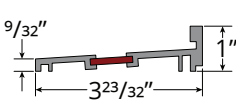
*Lead times subject to availability. ** Special order.

Note: Depending upon color selection, additional charges and increased lead times may apply. Extended warranties and service plans are available for an additional charge. Examples are shown as accurate as photography and printing processes allow. Final finish selection should be made from a physical sample; contact Solar Innovations® for samples. Product and finish options are subject to vendor availability. Solar Innovations® reserves the right to discontinue any option at any time without notice. Additional options, including custom color match, are available; contact Solar Innovations® for details.

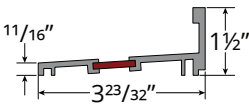
GLASS SPECIFICATIONS

	Overall Unit Thickness	U-Value	R-Value	Solar Heat Gain Coefficient	Visible Light Transmission	Reflectance Out	Reflectance In	UV Transmittance
MONOLITHIC								
Clear	¼"	1.02	0.91	0.82	88%	8%	8%	62%
DOUBLE GLAZED Outside Lite/Inside Lite								
Clear/Clear	1"	0.46	2.17	0.78	82%	15%	15%	58%
180/Clear	1"	0.26	3.85	0.64	79%	15%	15%	29%
272/Clear	1"	0.25	4.00	0.41	72%	11%	12%	16%
366/Clear	1"	0.24	4.17	0.27	65%	11%	12%	5%
340/Clear	1"	0.25	4.00	0.18	39%	11%	13%	2%
180/i89	1"	0.21	4.76	0.62	77%	15%	14%	27%
272/i89	1"	0.20	5.00	0.41	70%	11%	11%	16%
366/i89	1"	0.20	5.00	0.27	63%	11%	11%	5%
340/i89	1"	0.20	5.00	0.17	38%	11%	12%	2%
Gray/Clear	1"	0.45	2.22	0.60	57%	9%	13%	32%
Gray/180	1"	0.26	3.85	0.49	53%	9%	14%	17%
Gray/272	1"	0.25	4.00	0.38	50%	8%	9%	10%
Bronze/Clear	1"	0.45	2.22	0.62	61%	10%	13%	31%
Bronze/180	1"	0.26	3.85	0.61	59%	10%	14%	17%
Bronze/272	1"	0.25	4.00	0.39	54%	8%	10%	10%
SolarBan 60/Clear	1"	0.24	-	0.39	70%	11%	12%	20%
SolarBan 70/Clear	1"	0.24	-	0.27	64%	14%	13%	6%
SolarBan 90/Clear	1"	0.24	-	0.23	51%	12%	19%	8%
TRIPLE GLAZED Outside Lite/Middle Lite/Inside Lite								
180/Clear/180	1½"	0.15	6.67	0.56	70%	20%	20%	13%
272/Clear/180	1½"	0.15	6.67	0.37	63%	15%	18%	8%
366/Clear/180	1½"	0.15	6.67	0.25	57%	14%	18%	2%
340/Clear/180	1½"	0.15	6.67	0.16	34%	13%	19%	1%

SILL OPTIONS



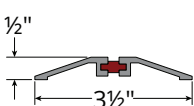
Outswing Sill



HP Outswing Sill

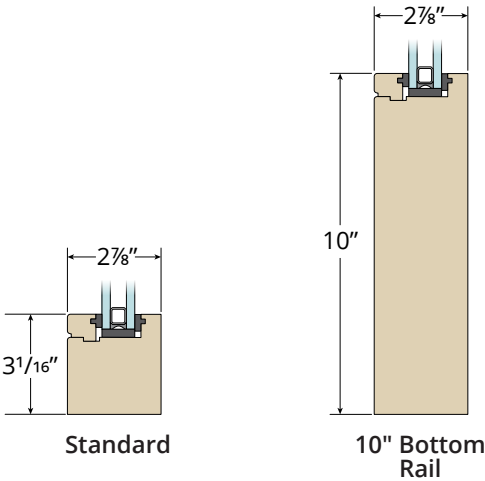


Inswing Sill

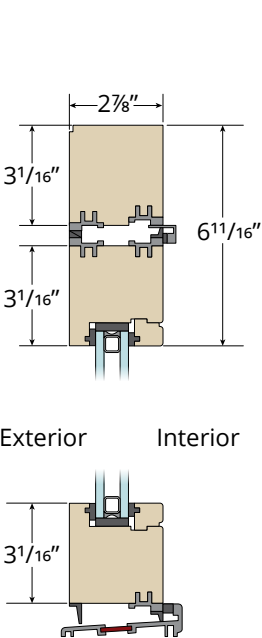


ADA Sill

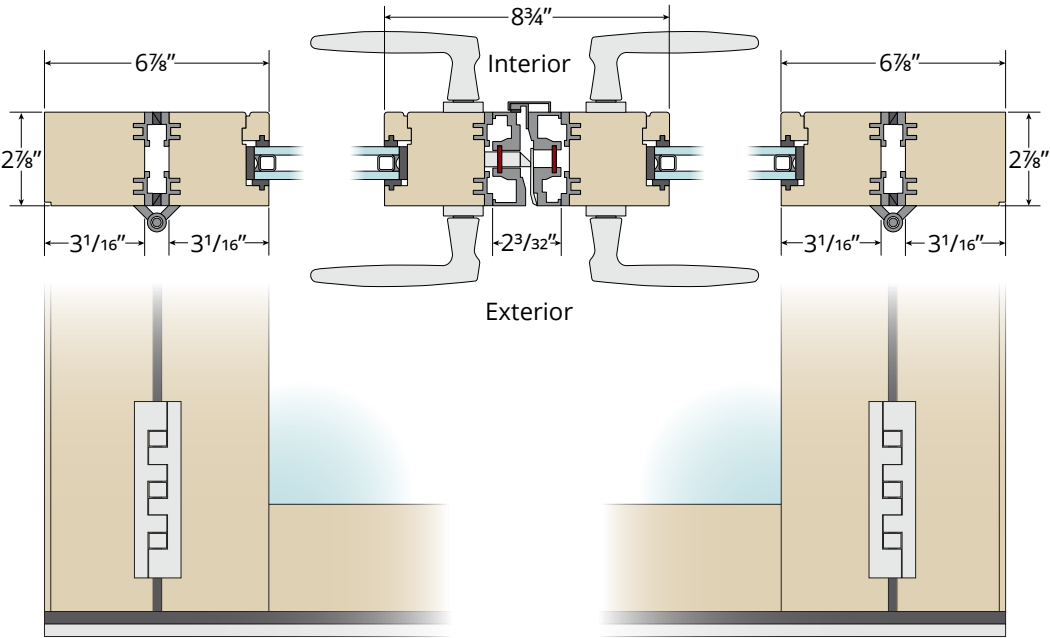
VERTICAL & HORIZONTAL RAIL OPTIONS



HEAD & SILL

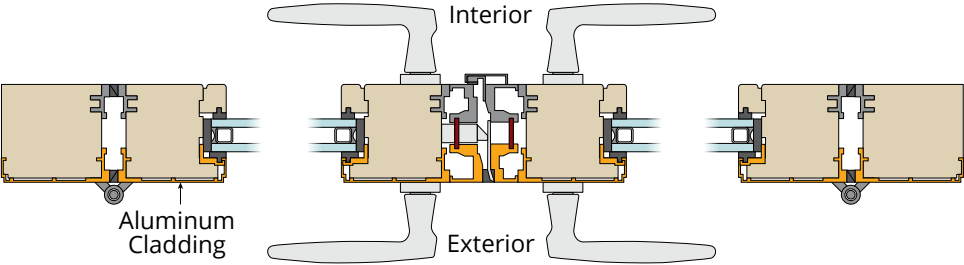
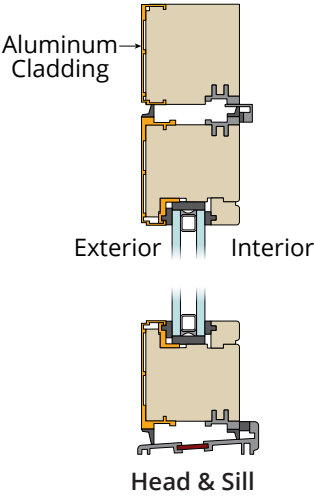


JAMB & ELEVATION DETAILS



French Door Configuration

ALUMINUM CLADDING DETAILS



French Door Jamb & Frame