



US008800221B1

(12) **United States Patent Header**

(10) **Patent No.:** US 8,800,221 B1  
(45) **Date of Patent:** Aug. 12, 2014

(54) **VERTICAL AND SLOPED GLAZING FRAMING MEMBERS STRUCTURED FOR ELECTRICAL WIRING**

7,845,128 B2 12/2010 Brescia  
7,847,181 B2 12/2010 Brescia  
7,941,982 B2 5/2011 Merica

(Continued)

(71) Applicant: **Gregory Header**, Richland, PA (US)

FOREIGN PATENT DOCUMENTS

(72) Inventor: **Gregory Header**, Richland, PA (US)

CN 200999405 Y 1/2008  
CN 201605693 Y 10/2010

(\* ) Notice: Subject to any disclaimer, the term of this patent is extended or adjusted under 35 U.S.C. 154(b) by 0 days.

(Continued)

OTHER PUBLICATIONS

(21) Appl. No.: **13/902,553**

Ben Johnson, New Transparent Polymer Solar Cells Could Cover Skyscrapers and Tablets, Slate.com, Jul. 23, 2012, accessed on the Internet: [http://www.slate.com/blogs/future\\_tense/2012/07/23/new\\_polymer\\_solar\\_cells\\_you\\_can\\_see\\_through\\_could\\_cover\\_skyscrapers\\_and\\_tablets.html](http://www.slate.com/blogs/future_tense/2012/07/23/new_polymer_solar_cells_you_can_see_through_could_cover_skyscrapers_and_tablets.html).

(22) Filed: **May 24, 2013**

(Continued)

(51) **Int. Cl.**  
*E06B 3/00* (2006.01)  
*E04B 2/88* (2006.01)

*Primary Examiner* — Mark Wendell  
(74) *Attorney, Agent, or Firm* — Stone Creek Services LLC; Alan M Flum

(52) **U.S. Cl.**  
CPC ..... *E04B 2/88* (2013.01)  
USPC ..... *52/204.5*; 52/220.1; 52/220.2; 52/220.3; 52/220.7; 52/220.8

(58) **Field of Classification Search**  
USPC ..... 52/204.5, 220.1–220.4, 220.7, 220.8  
See application file for complete search history.

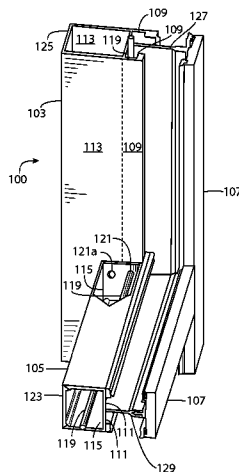
(57) **ABSTRACT**

Disclosed is a vertical or a sloped glazing system that facilitates wire routing from electrically producing or consumptive glazing materials such as solar PV panels or electrochromic glass. The glazing system includes vertical and horizontal framing members, each with enclosed cavities and outward facing gutters. The vertical framing member gutter is deeper than the horizontal framing member gutter, creating an offset between the enclosed cavities such that a portion of the vertical wall of the vertical framing member gutter aligns with the enclosed cavity of the horizontal framing member. Electrical wire can be routed from the vertical framing member gutter into the horizontal framing member enclosed cavity through a wire-receiving aperture in the vertical frame member gutter wall portion that is aligned with the horizontal framing member enclosed cavity. This arrangement allows wiring between the outside and inside building environment while minimizing the possibility of water infiltration.

(56) **References Cited**  
U.S. PATENT DOCUMENTS

3,064,110	A	11/1962	Vogler	
3,195,698	A	7/1965	Codrea	
4,982,536	A	1/1991	Muhlethaler	
5,253,459	A	10/1993	Parinas et al.	
5,309,689	A	5/1994	Croissant	
5,792,992	A	8/1998	Handler	
5,839,236	A	11/1998	Frey	
6,158,182	A	12/2000	Biebuyck	
6,465,724	B1*	10/2002	Garvison et al.	136/244
6,993,873	B2	2/2006	Biebuyck et al.	
7,036,280	B2	5/2006	Hogan	
7,201,205	B2*	4/2007	Lyness et al.	160/107
7,600,349	B2*	10/2009	Liebendorfer	52/173.3
7,845,126	B2	12/2010	Brescia	
7,845,127	B2	12/2010	Brescia	

**16 Claims, 11 Drawing Sheets**



(56)

References Cited

U.S. PATENT DOCUMENTS

8,171,679 B2 \* 5/2012 Brescia et al. .... 52/173.3  
8,333,041 B2 12/2012 Brescia  
8,365,482 B2 2/2013 Merica  
8,381,465 B2 2/2013 Brescia et al.  
2005/0210780 A1 \* 9/2005 Lyness et al. .... 52/204.5  
2010/0229479 A1 9/2010 Burkhard et al.

FOREIGN PATENT DOCUMENTS

CN 202157436 U 3/2012  
CN 102704633 A 10/2012  
CN 102797361 A 11/2012  
CN 202627271 U 12/2012  
CN 202706282 U 1/2013  
CN 202718259 U 2/2013  
CN 202817000 U 3/2013  
KR 101078796 B 10/2011  
WO 2012089883 A2 7/2012

OTHER PUBLICATIONS

Ucilia Wang, Konarka Runs Solar Curtain Wall Pilot, Greentech Solar, Nov. 10, 2009, accessed on the Internet: <http://www.greentechmedia.com/articles/read/konarka-runs-solar-curtain-wall-pilot>.

Chun-Chao Chen et al, Visibly Transparent Polymer Solar Cells Produced by Solution Processing, ACS Nano, 2012, 6 (8), Jul. 4, 2012, pp. 7185-7190, American Chemical Society, Washington, D.C., US.

SageGlass dynamic glass for commerical, industrial and residential buildings, Apr. 4, 2012, Sage Electrochromics, Inc., Fairbault, MN, US.

Helen Sanders, Lou Podbelski, A guide to installing electronically tintable glass, Glass Magazine, Aug. 2011, pp. 56-59, National Glass Association, McLean, VA, US.

\* cited by examiner

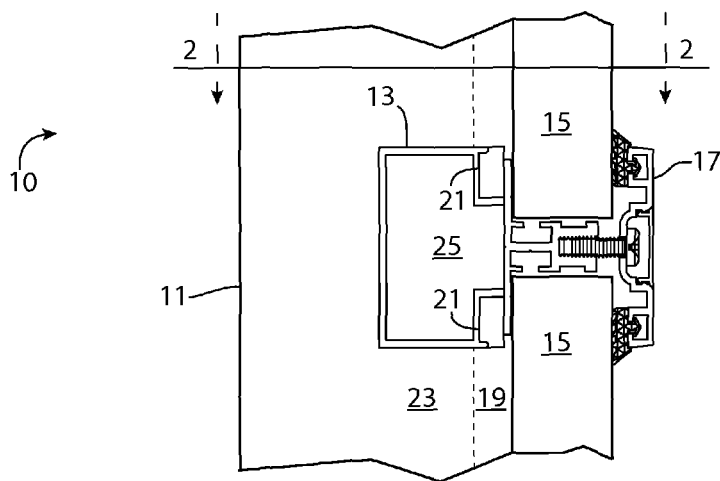


FIG. 1 PRIOR ART

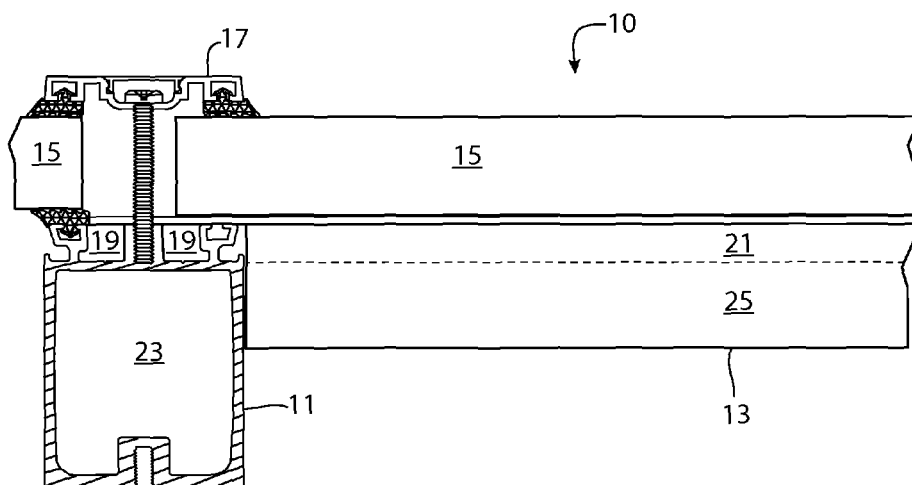
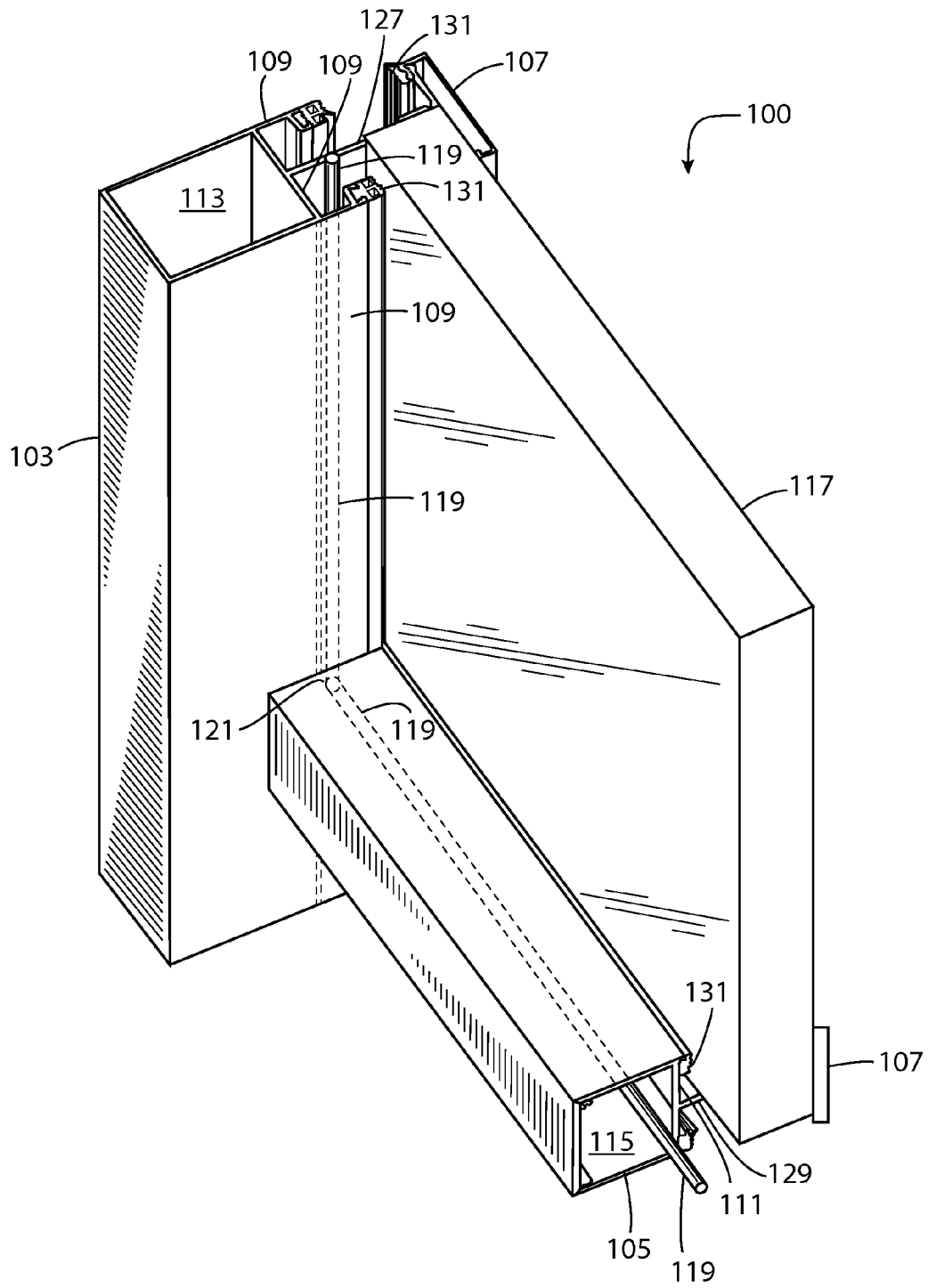


FIG. 2 PRIOR ART



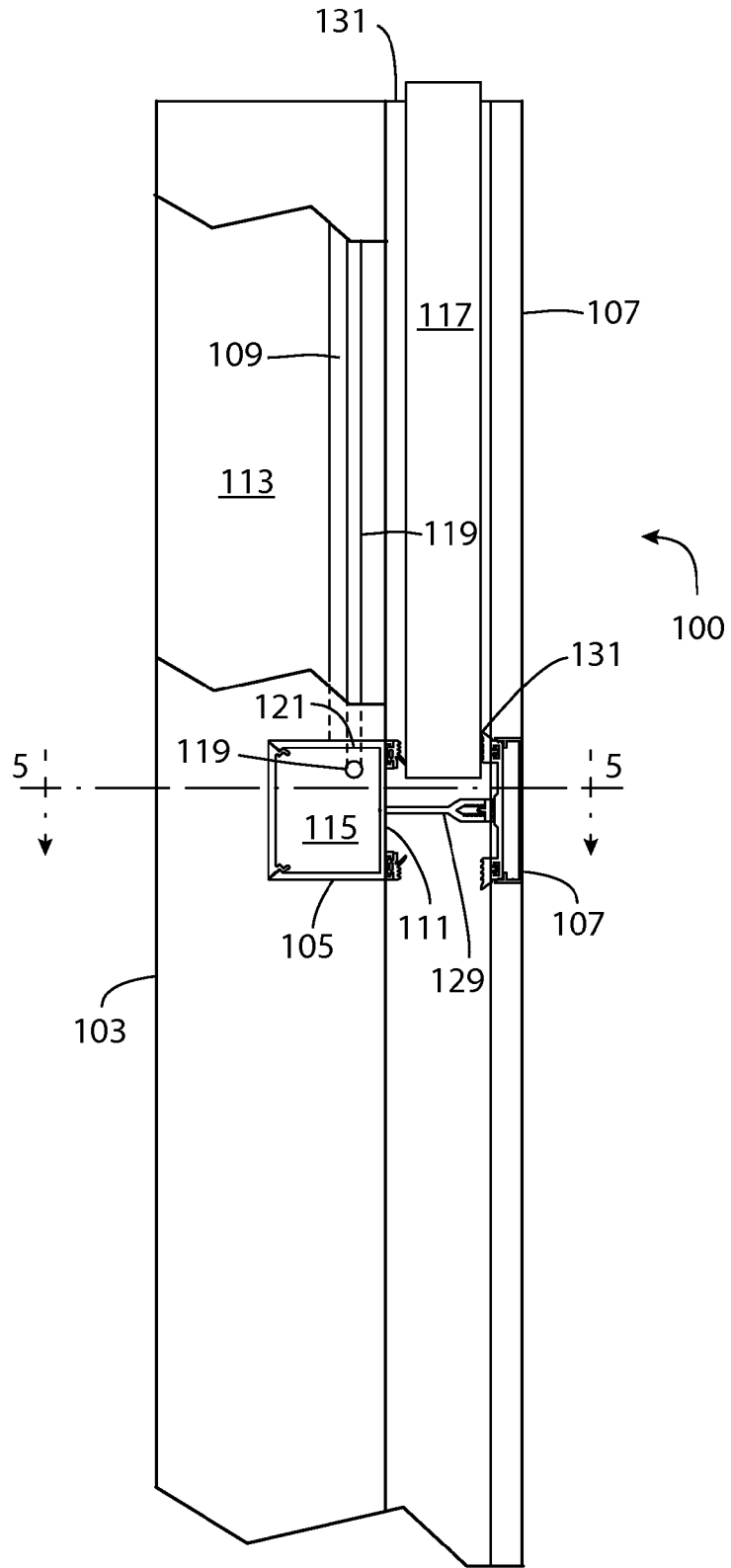


FIG. 4

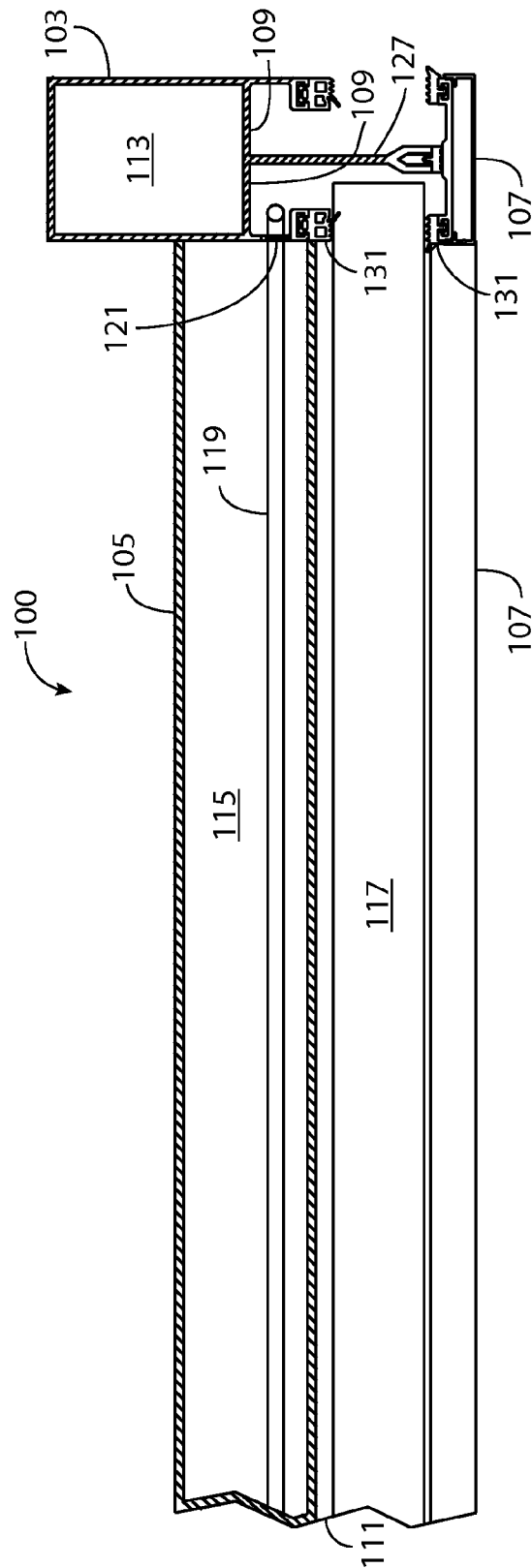


FIG. 5

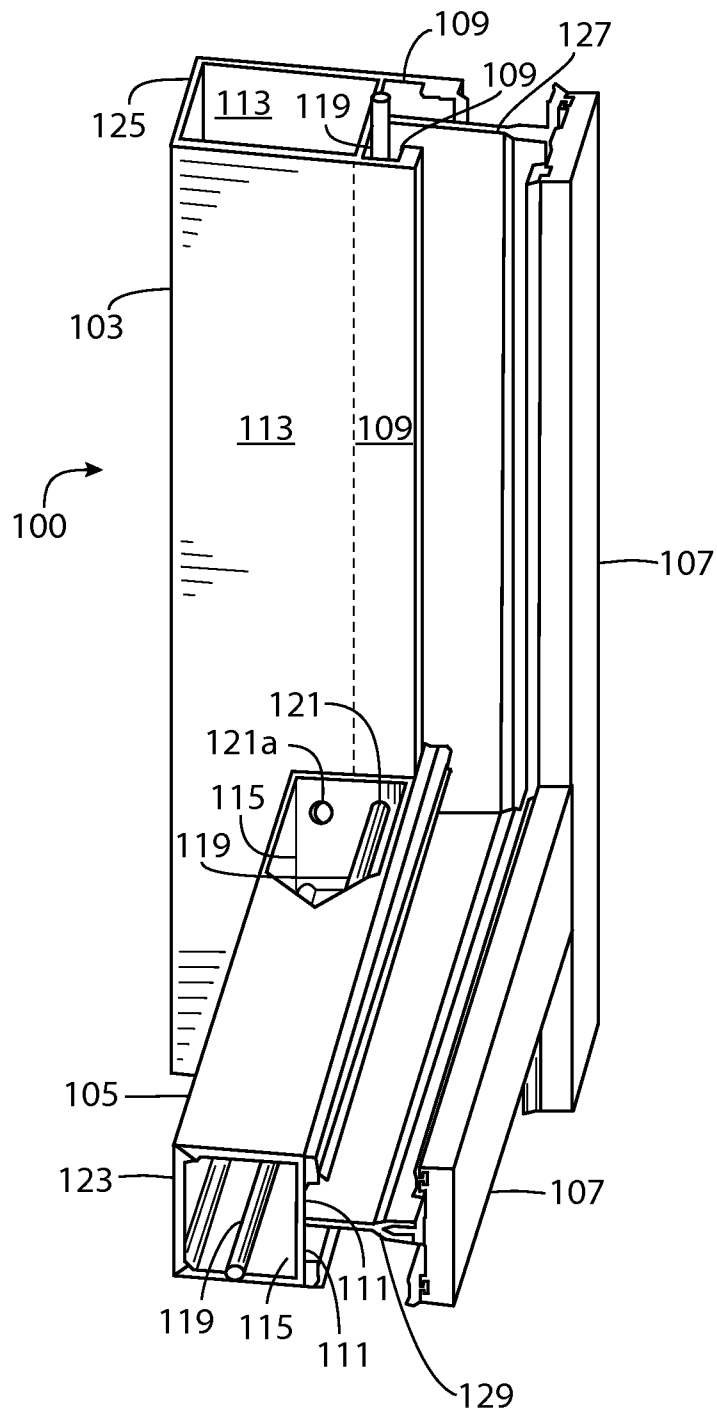


FIG. 6

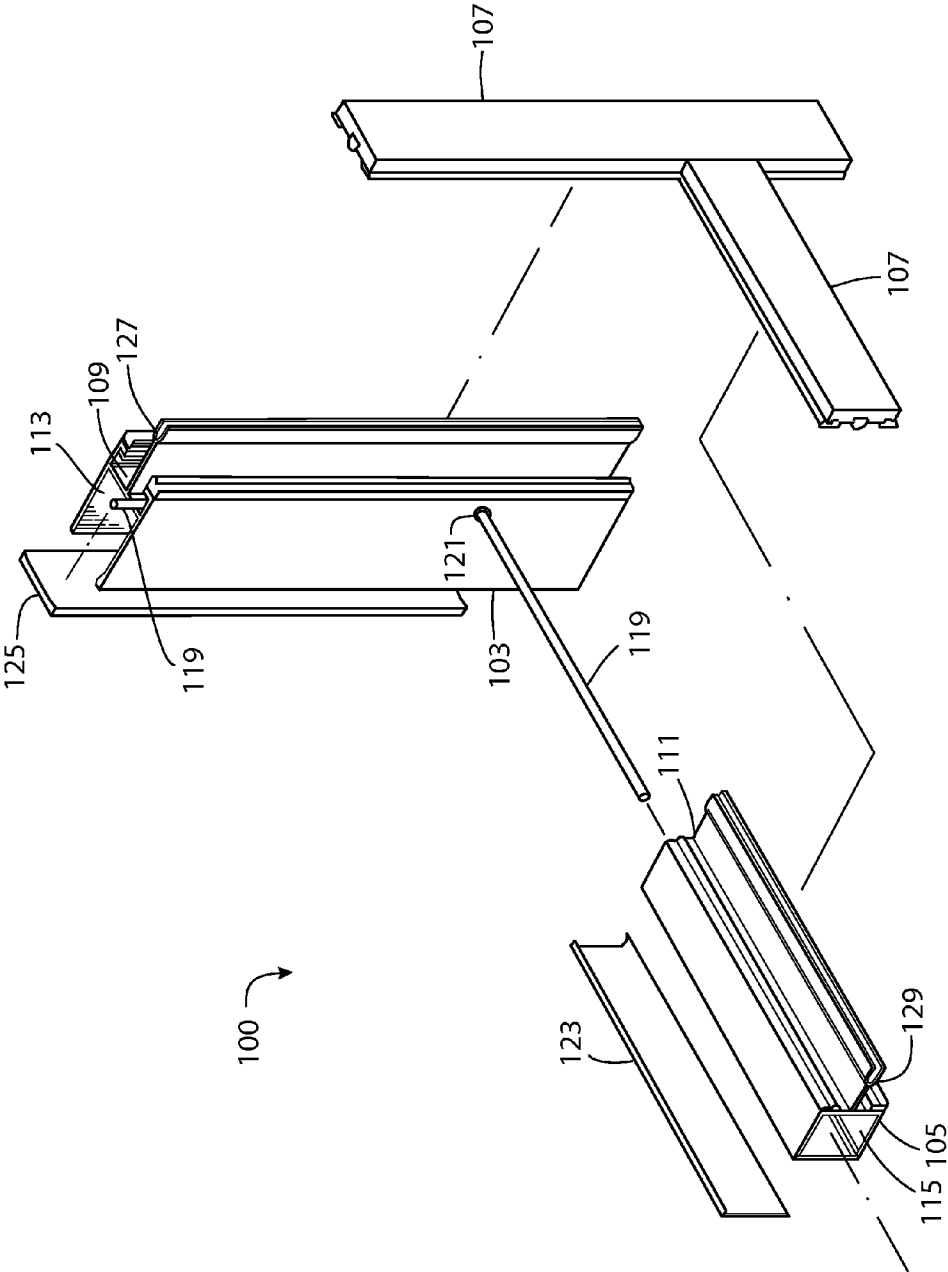


FIG. 7



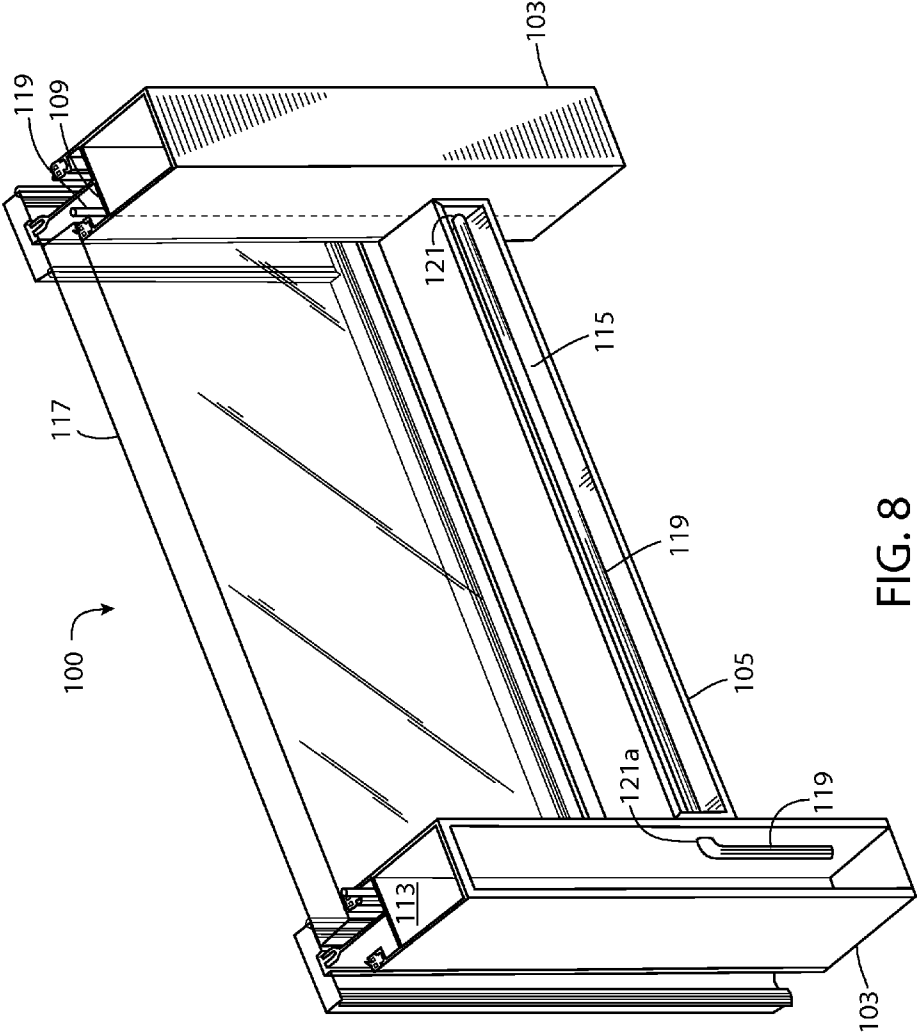


FIG. 8

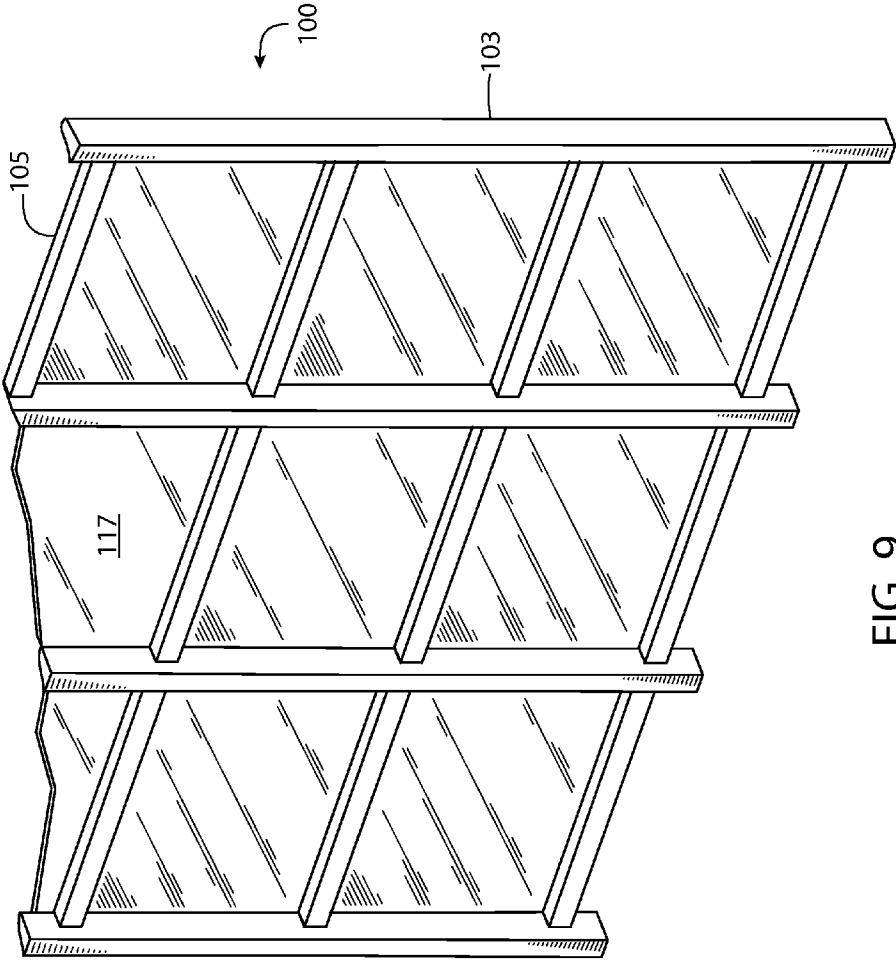


FIG. 9

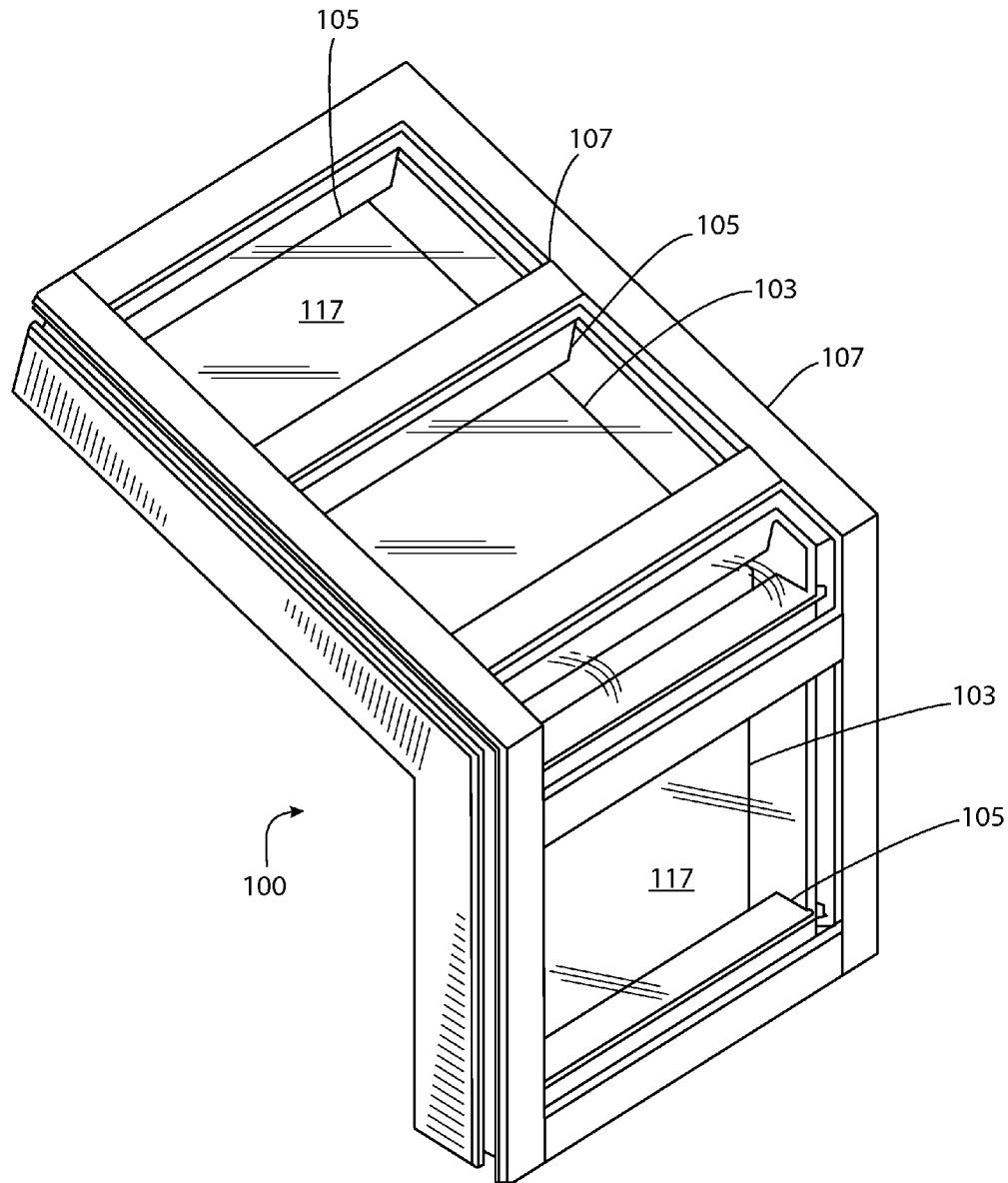


FIG. 10

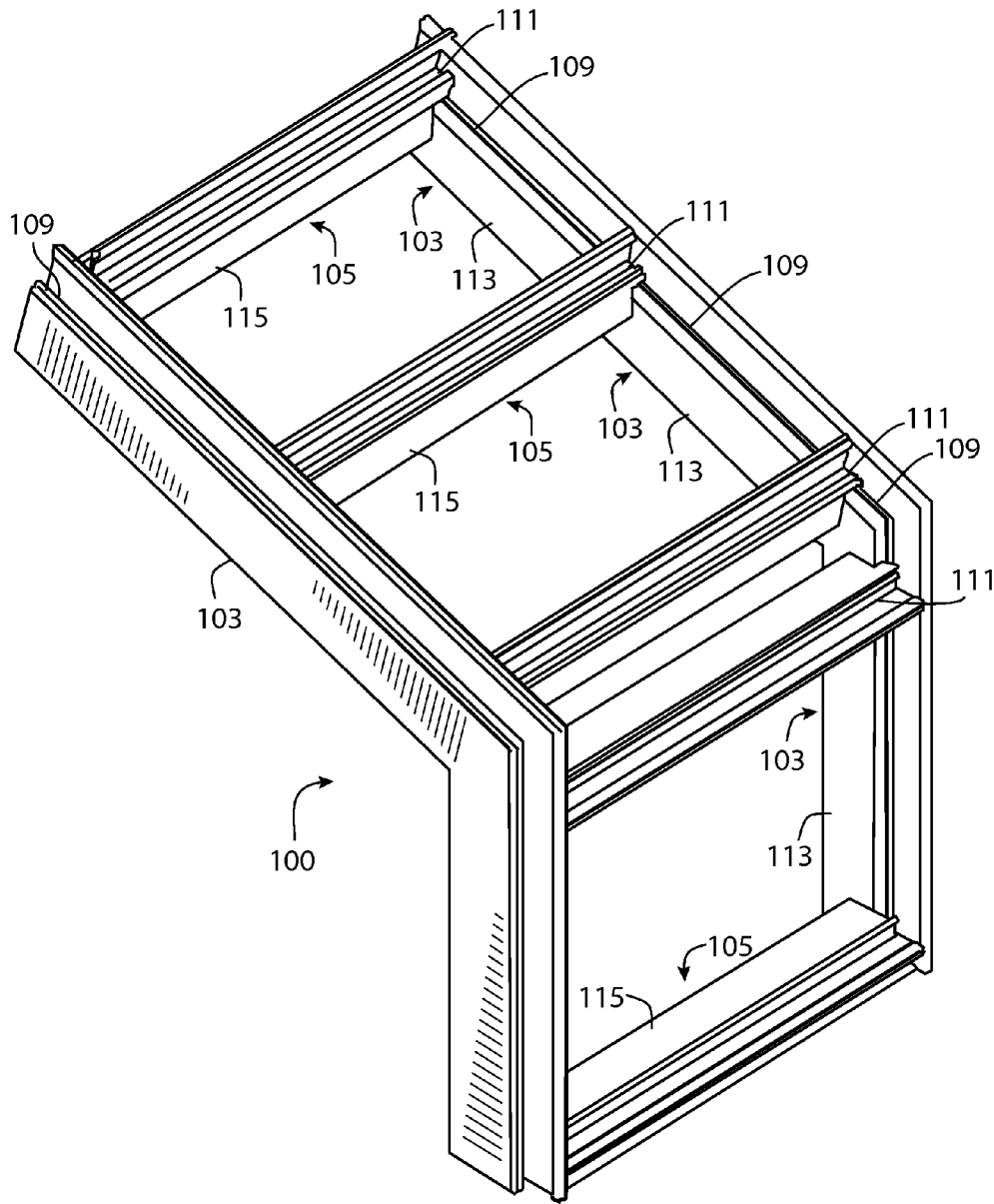


FIG. 11

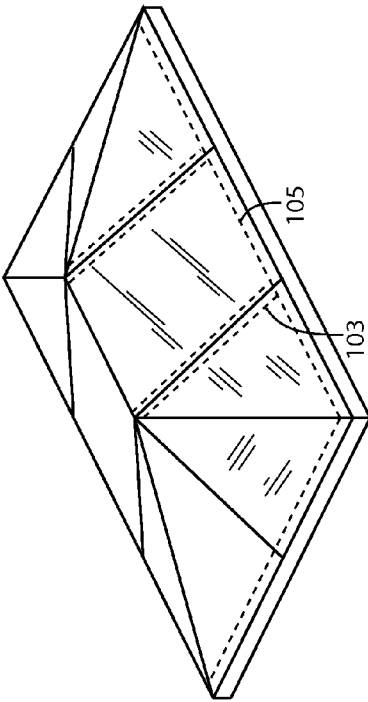


FIG. 12

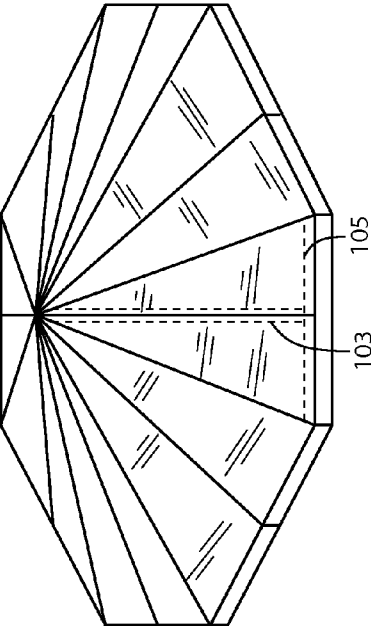


FIG. 14

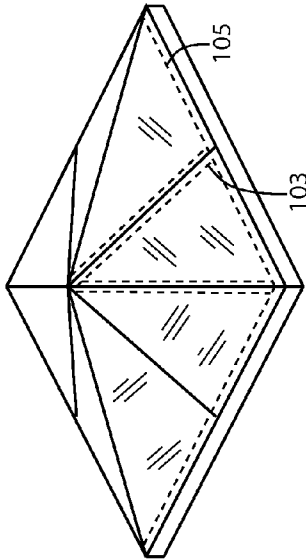


FIG. 13